



## PCP06, PCP07, PCP12, PCP13 & PCP14 Sleeve, Glove and Gauntlet Order Form

All fields are required in order to process your order

### Order Details

Date: \_\_\_\_\_ Date Required: \_\_\_\_\_  
Order No.: \_\_\_\_\_  
Contact Name: \_\_\_\_\_  
Contact Phone No.: \_\_\_\_\_  
Email: \_\_\_\_\_  
Hospital/Clinic: \_\_\_\_\_  
Delivery Address: \_\_\_\_\_  
\_\_\_\_\_  
\_\_\_\_\_  
Post Code: \_\_\_\_\_

### Patient Details

Patient Reference No.: \_\_\_\_\_  
Is this their first SDO®?  No  Yes  
First Name: \_\_\_\_\_  
Surname: \_\_\_\_\_  
Date of Birth: \_\_\_\_\_  
Diagnosis: \_\_\_\_\_

Contact me about my order via:  Email  Phone  
Attached with order:  Images  Consent form\*

\*(Signed consent form must be supplied when providing patient images)

**Clinician Number:**

### Specifications

**Glove:**  PCP07 Below elbow  PCP14 Above elbow  with sleeve  
**Gauntlet:**  PCP12 Above elbow  PCP13 Below elbow  with sleeve **(Please tick to indicate the garment you want to order)**  
**PCP06 Sleeve Only:**   
**Silicone Edging:**  No  Yes  
**Silicone On Palm:**  No  Yes

### Zips (please specify)

No zip  Below elbow  Above elbow  Full length closed  Open ended  
 Mid forearm  Back  Ulnar side

### Themes

1 Spaceman  2 Astronaut  3 Footballer  4 Striker  5 Goalie  6 Noir  
 7 Silver Aztec  8 Pink Aztec  9 Leopard Flower  10 Lavender  11 Daisy  12 Ultraviolet  
 13 Mermaid  14 Starlight  15 Marshmallow  16 Tribal  17 Blue Frenchie  18 Fawn Frenchie  
 19 Cadet  20 Lance Corporal  21 Pilot Officer  22 Admiral  23 Major  24 General

Please select one of the themes above, your garment will be manufactured according to the theme selected. Alternatively, select a plain coloured garment below. Without either a theme or plain garment selection, we cannot proceed with your order.

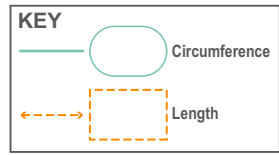
### Plain Coloured Garments (Base fabric, panels, binding and thread are all the same colour)

White  Beige  Pink  Black  Navy Blue/Black\*  
\*Navy base fabric, black panels, binding & thread

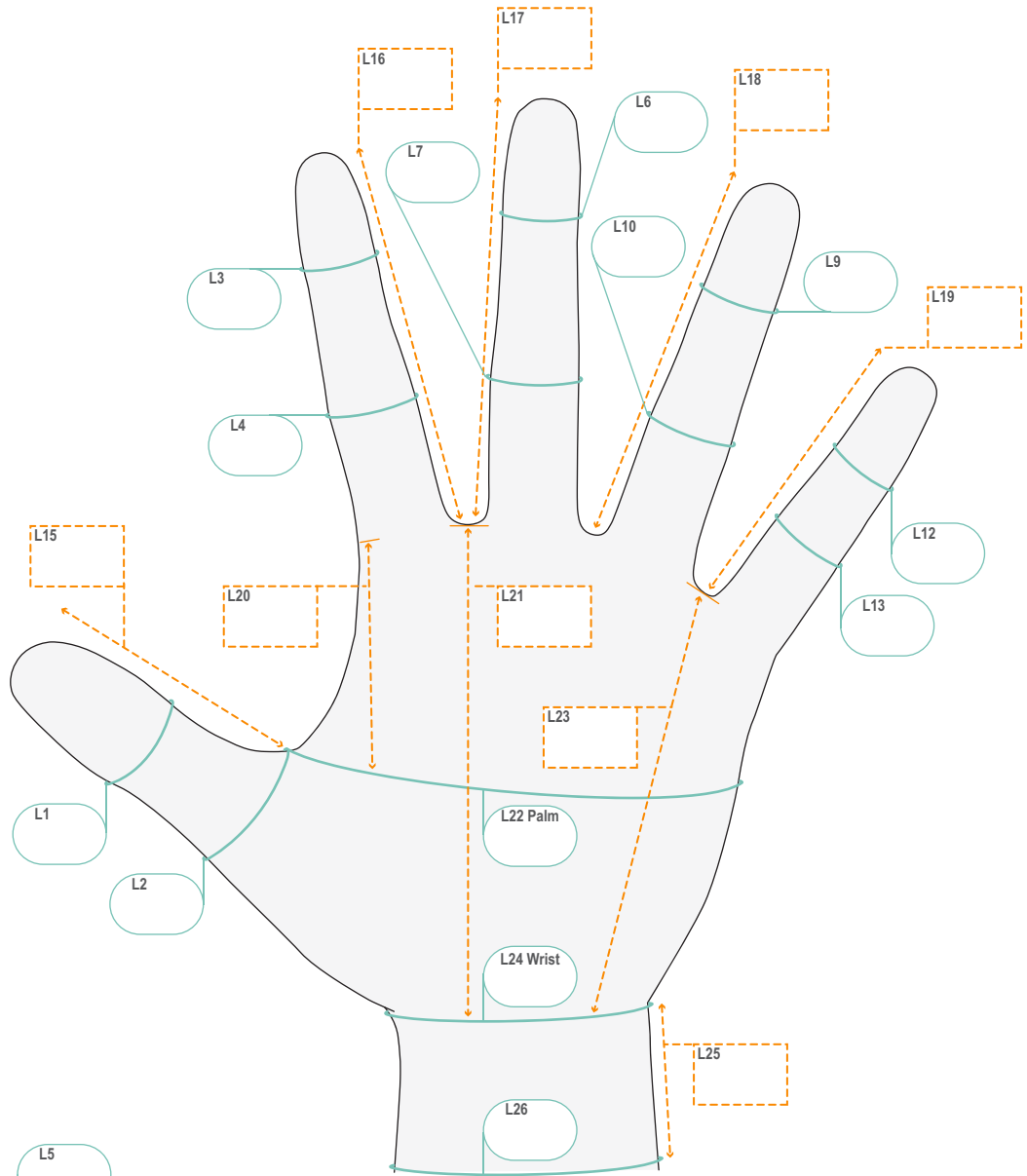
When completed, please click: [customerservice@jobskin.co.uk](mailto:customerservice@jobskin.co.uk) to email your electronic order form

Please download your electronic forms directly from our website - [www.jobskin.co.uk/file-download](http://www.jobskin.co.uk/file-download)

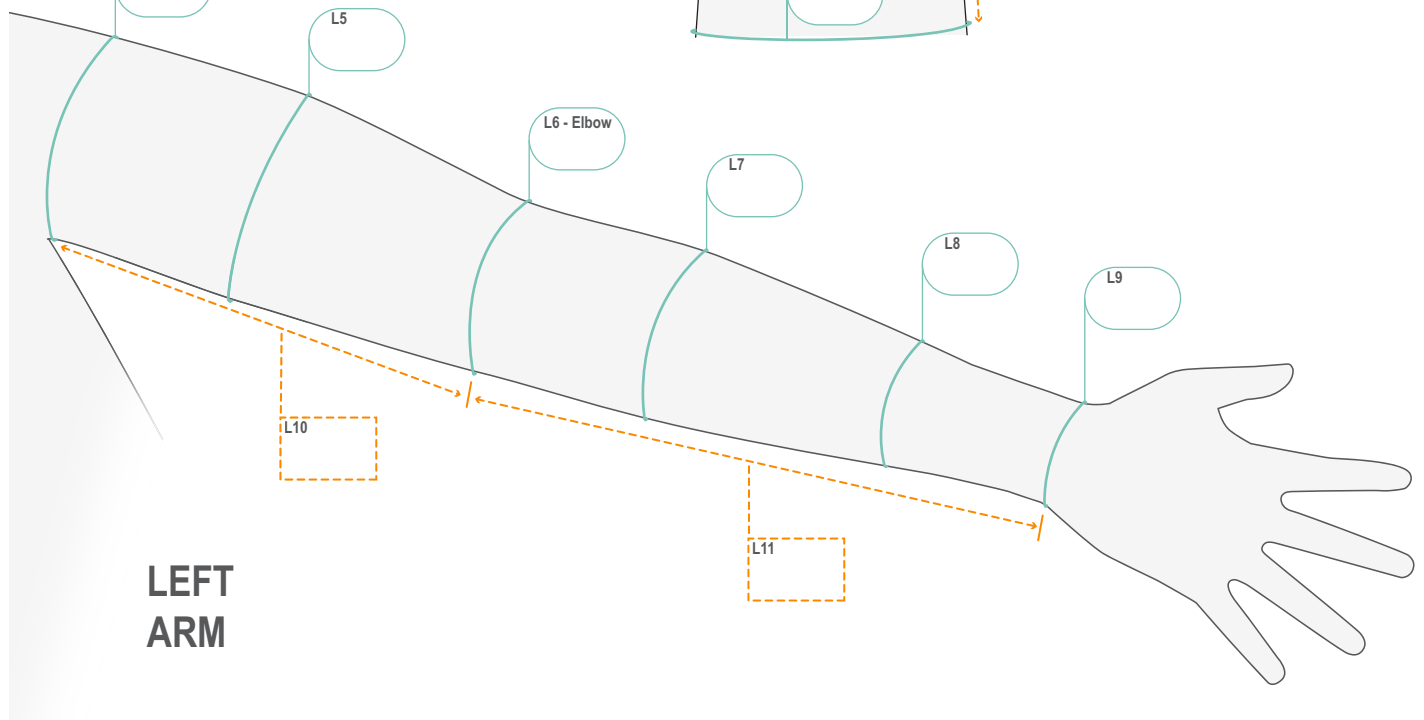
Order No.: \_\_\_\_\_ Patient Reference No.: \_\_\_\_\_



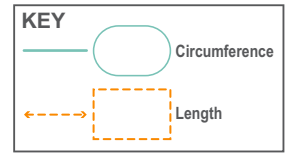
**LEFT  
PALM**



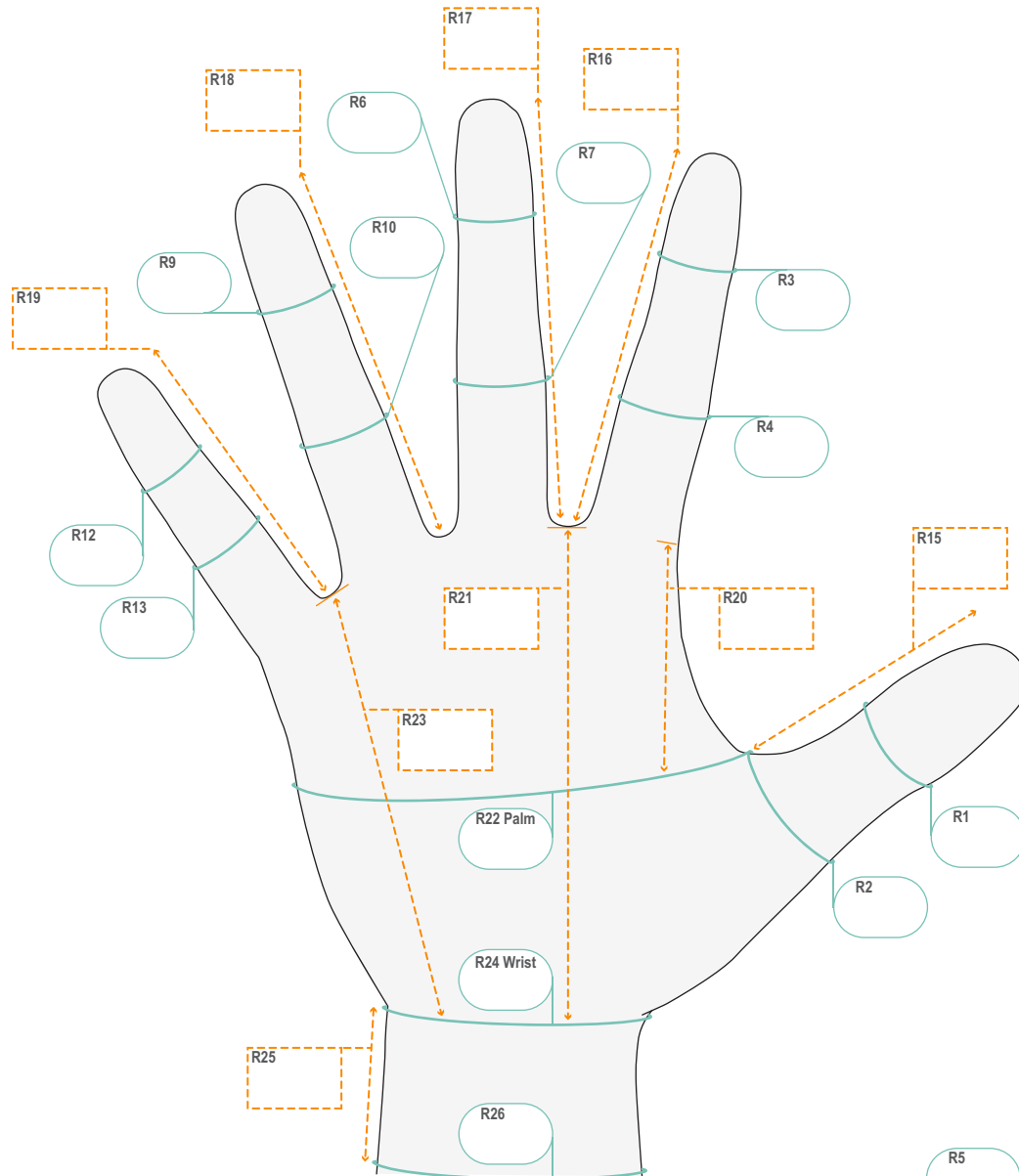
**LEFT  
ARM**



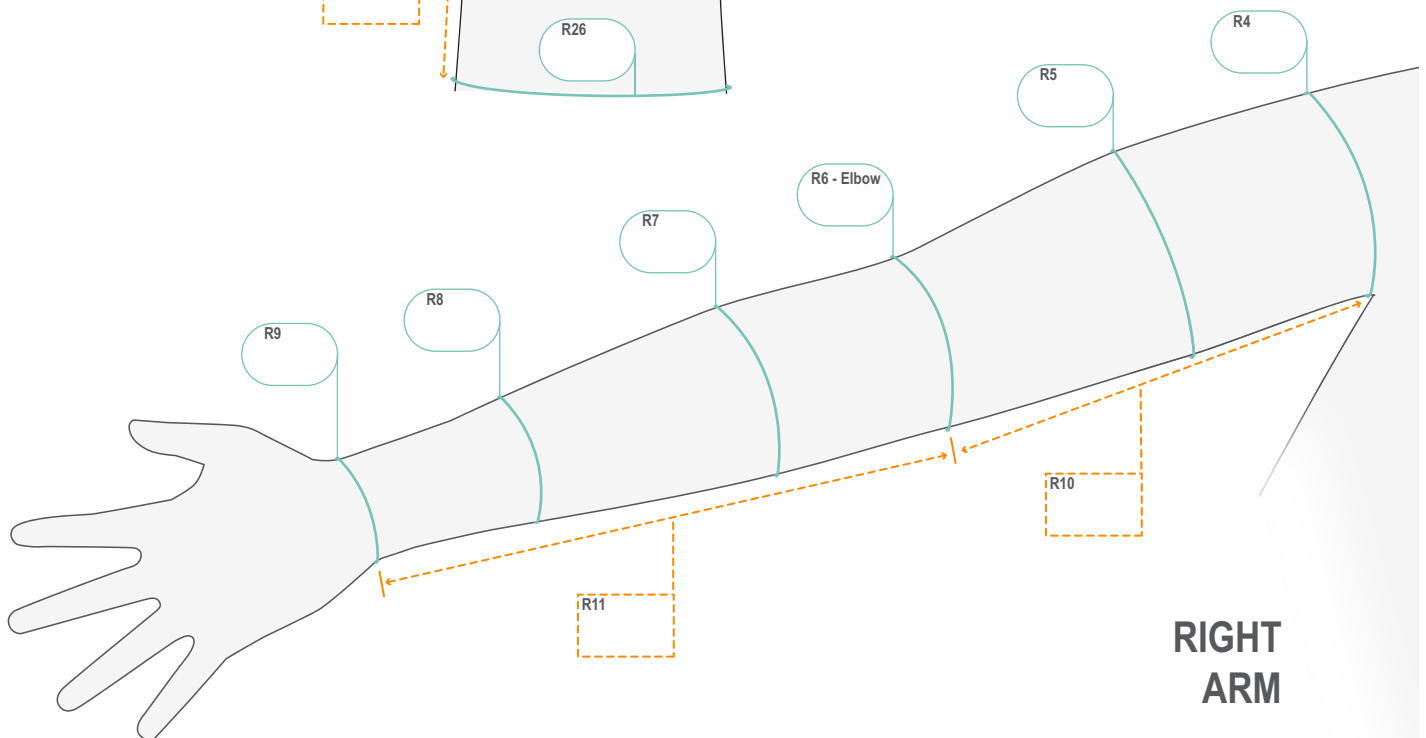
Order No.: \_\_\_\_\_ Patient Reference No.: \_\_\_\_\_



### RIGHT PALM



### RIGHT ARM



Order No.: \_\_\_\_\_ Patient Reference No.: \_\_\_\_\_

### Glove / Gauntlet Circumference Measurements (C)



Left (cm) Right (cm)

1	C	Thumb IP joint or end of open digit		
2	C	Base of thumb level with MCP joint		
3	C	Index finger DIP		
4	C	Index finger PIP		
6	C	Middle finger DIP		
7	C	Middle finger PIP		
9	C	Ring finger DIP		
10	C	Ring finger PIP		
12	C	Little finger DIP		
13	C	Little finger PIP		
22	C	Palm (ensure that the palm is opened out fully)		
24	C	Wrist level with wrist crease		
26	C	End of garment (for short gloves and gauntlets only)		

### Glove / Gauntlet Length Measurements (L)



Left (cm) Right (cm)

15	L	Length of thumb to distal joint or required length		
16	L	Length of index finger to distal joint or required length		
17	L	Length of middle finger to distal joint or required length		
18	L	Length of ring finger to distal joint or required length		
19	L	Length of little finger to distal joint or required length		
20	L	Base of index finger to base of thumb (palm open with meta-carpals abducted) or from palmar crease to base of thumb for gauntlet		
21	L	Length of palm from base of second web space to wrist crease		
23	L	Length of palm from base of fourth web space to wrist crease		
25	L	Wrist crease to end of garment		

### Sleeve Circumference Measurements (C)



Left (cm) Right (cm)

4	C	Upper arm level with axilla. Arm should be by the side		
5	C	Mid upper arm level with muscle bulk of biceps, 5mm less than 'at rest' circumference		
6	C	Elbow joint with arm extended or end of sleeve		
7	C	Forearm level where muscle bulk is greatest, 5mm less than 'at rest' circumference		
8	C	Forearm at musculotendinous junction (approximately 1/3 of forearm up from the wrist)		
9	C	Wrist level with wrist crease or end of sleeve		

### Sleeve Length Measurements (L)


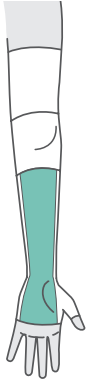
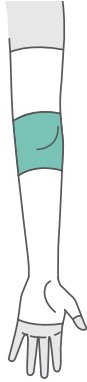
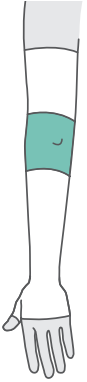

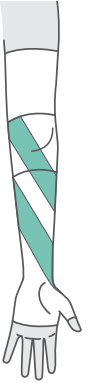
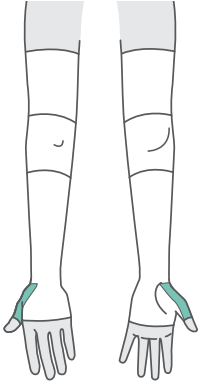
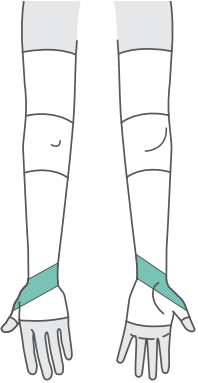


Left (cm) Right (cm)

10	L	Point level with deltoid insertion and measure to elbow crease on the medial border		
11	L	Elbow crease to wrist crease along the ulnar border		

Order No.: \_\_\_\_\_ Patient Reference No.: \_\_\_\_\_

## Reinforcement Panels (Please specify)

<p><b>Dorsal Wrist</b></p> <p>To resist wrist flexion</p> <p><b>UL1</b> Std panels included with Garment</p>  <p>Posterior</p>	<p><b>Volar Wrist</b></p> <p>To resist wrist extension</p> <p><input type="checkbox"/> <b>UL2</b></p>  <p>Anterior</p>	<p><b>Anterior Elbow</b></p> <p>To resist elbow hyperextension</p> <p><input type="checkbox"/> <b>UL3</b></p>  <p>Anterior</p>	<p><b>Posterior Elbow</b></p> <p>To resist elbow flexion</p> <p><input type="checkbox"/> <b>UL4</b></p>  <p>Posterior</p>
<p><b>Posterior Spiral</b></p> <p>To resist pronation</p> <p><input type="checkbox"/> <b>UL5</b></p>  <p>Posterior</p>	<p><b>Anterior Spiral</b></p> <p>To resist supination</p> <p><input type="checkbox"/> <b>UL6</b></p>  <p>Anterior</p>	<p><b>Thumb</b></p> <p>To assist extension and abduction</p> <p><input type="checkbox"/> <b>UL7</b></p>  <p>Posterior Anterior</p>	<p><b>Diagonal Wrist</b></p> <p>To resist ulnar deviation</p> <p><input type="checkbox"/> <b>UL8</b></p>  <p>Posterior Anterior</p>