



PCP15, PCP19 & PCP29 Shorts and Leggings Order Form

All fields are required in order to process your order

Order Details

Date: _____ Date Required: _____
Order No.: _____
Contact Name: _____
Contact Phone No.: _____
Email: _____
Hospital/Clinic: _____
Delivery Address: _____

Post Code: _____

Patient Details

Patient Reference No.: _____
Is this their first SDO*? No Yes
First Name: _____
Surname: _____
Date of Birth: _____
Diagnosis: _____

Contact me about my order via: Email Phone
Attached with order: Images Consent form*
*(Signed consent form must be supplied when providing patient images)

Clinician Number: _____

- PCP19 SDO® Shorts - Above Knee with 0-4panels
 PCP15 SDO® Leggings - Below Knee with 0-4panels
 PCP29 SDO® High Waisted Shorts / Leggings with/without Shoulder straps

(Please tick to indicate the garment you want to order)

Specifications

- Legs: Short legs Long legs
Crotch: Open crotch Closed crotch
High waisted: No Yes
Shoulder straps: No Yes
Silicone Edging: No Yes
Soft Binding: Yes (Soft binding will be applied to crotch only, in complementing colour or theme if selected)

Zip Position (please specify)

- Front: No zip Centre front Double front Reflux / Abdominal Zip
Legs: No zip Outside leg Inside: upside down Inside: to front of seam
Side Seam: Waist to hip Hip to end of leg

Themes

- 1 Spaceman 2 Astronaut 3 Footballer 4 Striker 5 Goalie 6 Noir
 7 Silver Aztec 8 Pink Aztec 9 Leopard Flower 10 Lavender 11 Daisy 12 Ultraviolet
 13 Mermaid 14 Starlight 15 Marshmallow 16 Tribal 17 Blue Frenchie 18 Fawn Frenchie
 19 Cadet 20 Lance Corporal 21 Pilot Officer 22 Admiral 23 Major 24 General

Please select one of the themes above, your garment will be manufactured according to the theme selected. Alternatively, select a plain coloured garment below. Without either a theme or plain garment selection, we cannot proceed with your order.

Plain Coloured Garments (Base fabric, panels, binding and thread are all the same colour)

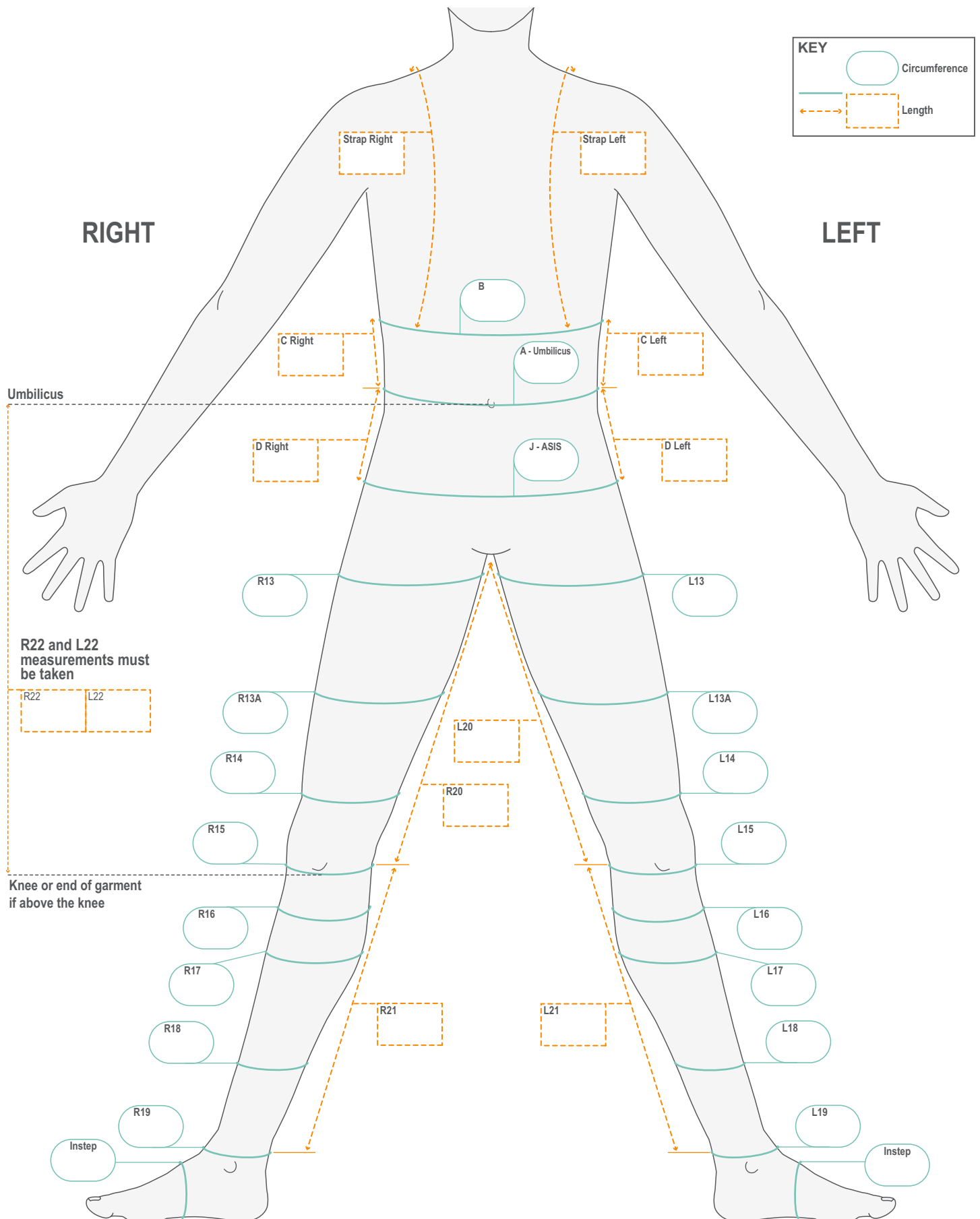
- White Beige Pink Black Navy Blue/Black*

*Navy base fabric, black panels, binding & thread

When completed, please click: customerservice@jobskin.co.uk to email your electronic order form

Please download your electronic forms directly from our website - www.jobskin.co.uk/file-download

Order No.: _____ Patient Reference No.: _____



Important: Please make sure when measuring for an SDO® garment that the patient is measured lying down, supine and in the best position of alignment.

Order No.: _____ Patient Reference No.: _____

Important: Please make sure when measuring for an SDO® garment that the patient is measured lying down, supine and in the best position of alignment.

Circumference Measurements (C)



Left (cm) Right (cm)

A	C	Level with umbilicus, 10mm less than 'at rest' circumference		
J	C	Level with Anterior Superior Iliac Spine (ASIS)		
13	C	Leg level with the groin and gluteal fold		
13A	C	Mid-thigh level with muscle bulk, 5mm less than 'at rest' circumference		
14	C	Above knee at suprapatellar margin or end of shorts		
15	C	Level with knee joint (in line with mid patella)		
16	C	Below knee at upper margin of tibial tuberosity		
17	C	Level with bulk of calf, 5mm less than 'at rest' circumference		
18	C	Level with mid-lower leg, at point of musculotendinous junction		
19	C	Level with upper margin of medial malleolus		
Instep	C	Around instep or waist of the foot (only if stirrup)		

Length Measurements (L)



Left (cm) Right (cm)

D	L	Point level with umbilicus to Anterior Superior Iliac Spine (ASIS) on anterior surface		
20	L	Inside leg groin to knee or end of SDO®		
21	L	Knee joint in line with mid-patella to upper margin of medial malleolus - measured on medial border		
22*	L	Point level with umbilicus on anterior surface to knee or end of garment if above knee		

***Note: Measurements R22 and L22 must be taken. Without this, we are unable to process your order**

Circumference Measurement for PCP29 High Waisted Shorts & Leggings (C)



(cm)

B	C	Top of shorts or leggings		
---	---	---------------------------	--	--

Length Measurement for PCP29 High Waisted Shorts & Leggings (L)



Left (cm) Right (cm)

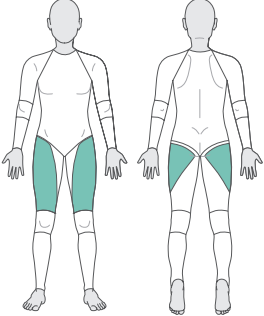
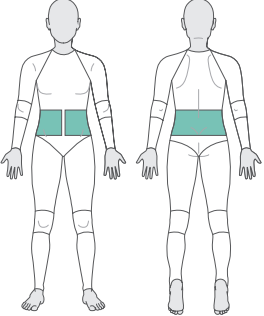
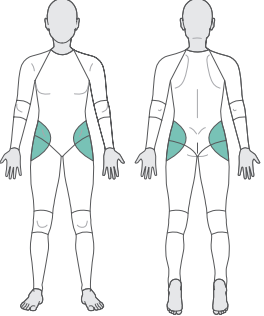
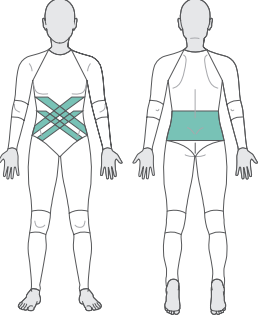
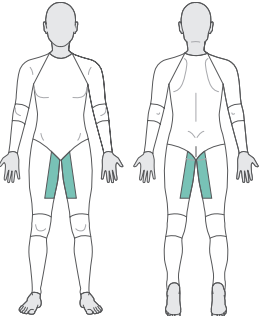
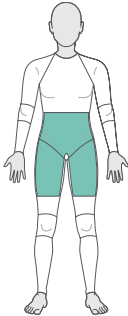
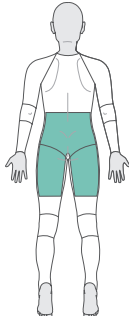
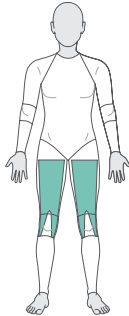
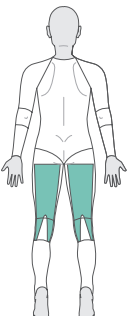
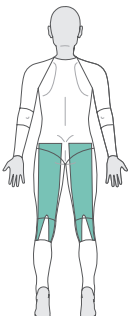
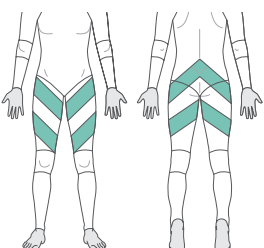
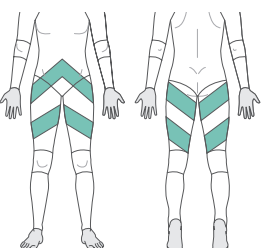
C	L	Top of shorts to waist (A)		
Strap	L	Length of shoulder straps (only if shoulder straps are required) Polycotton material with adjustable D-ring fastener		

***Note: By providing measurement B & C above, it means you are ordering PCP29 High Waisted Shorts & Leggings.**

Shorts and Leggings Order Form

Order No.: _____ Patient Reference No.: _____

Reinforcement Panels (Please specify)

<p>Standard Panels</p> <p>To assist hip external rotation and back extension</p> <p><input type="checkbox"/> SP</p> <p>Std panels included with Suits. Type NO if no panels are required _____</p>  <p>Anterior Posterior</p>	<p>Lumbar Panels</p> <p>To assist postural control</p> <p><input type="checkbox"/> LP</p> <p>Extend to _____ cms above umbilicus</p>  <p>Anterior Posterior</p>	<p>Hip Panels</p> <p>To assist hip control and external rotation</p> <p><input type="checkbox"/> HP</p>  <p>Anterior Posterior</p>	<p>Oblique Panels</p> <p>To assist activation of oblique muscles</p> <p><input type="checkbox"/> OP</p>  <p>Anterior Posterior</p>
<p>Medial Upper Leg Panels</p> <p>To assist adduction and internal rotation</p> <p><input type="checkbox"/> ULM</p>  <p>Anterior Posterior</p>	<p>Pelvic Panels</p> <p>To resist posterior tilt</p> <p><input type="checkbox"/> APP</p>  <p>Anterior</p>	<p>Pelvic Panels</p> <p>To resist anterior tilt and encourage hip extension</p> <p><input type="checkbox"/> PPP</p>  <p>Posterior</p>	<p>Leg Panels</p> <p>To assist knee extension Long leg only</p> <p><input type="checkbox"/> KE</p>  <p>Anterior</p>
<p>Leg Panels</p> <p>To assist knee flexion Long leg only</p> <p><input type="checkbox"/> KF</p>  <p>Posterior</p>	<p>Leg Panels</p> <p>To assist hip extension</p> <p><input type="checkbox"/> HE</p>  <p>Posterior</p>	<p>External Rotation Panels</p> <p>To assist external rotation at the hips</p> <p><input type="checkbox"/> ERP</p> <p>If hips windswept, please indicate which side:</p> <p><input type="checkbox"/> L <input type="checkbox"/> R</p>  <p>Anterior Posterior</p>	<p>Internal Rotation Panels</p> <p>To assist internal rotation at the hips</p> <p><input type="checkbox"/> IRP</p> <p>If hips windswept, please indicate which side:</p> <p><input type="checkbox"/> L <input type="checkbox"/> R</p>  <p>Anterior Posterior</p>